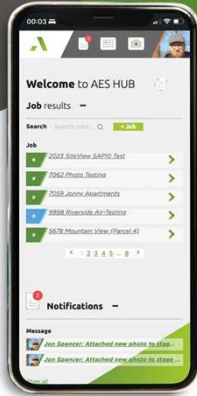
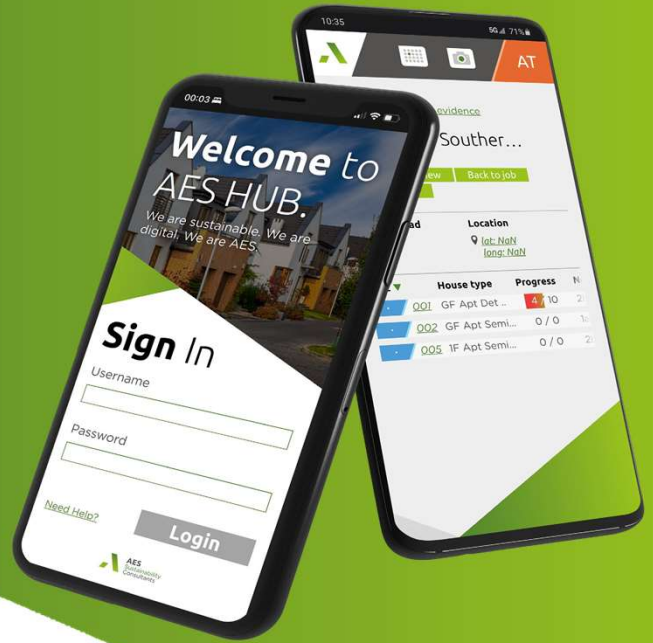




Welcome to the AES HUB

Hello AES SiteView



1 Personal Dashboard

- Sign in to enter your personal dashboard.
- From time to time, you may need a new PIN when we update the app or if you have been inactive for a week.
- Browse through all of your jobs and recent updates.



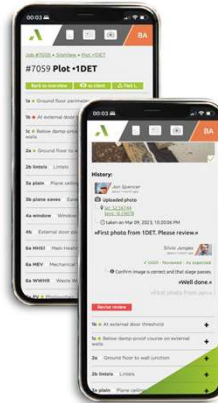
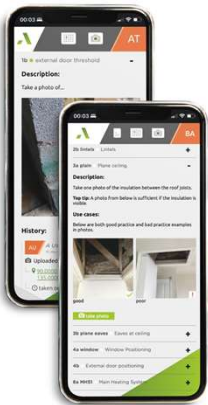
2 Take a Photo

- ✓ Take photos directly in the AES SiteView app with your mobile phone's camera.
- ✓ Upload photos to AES SiteView that you have previously taken with your device.
- ✗ Do not use stock photos. They do not have a date stamp or geolocation.
- ✗ Do not email or airdrop the photos as the date stamp and geolocation will be lost.

Date stamps and geolocation are required by law and must be present on or next to the photos. So, make sure you use photos from your mobile that were either taken directly in the app or uploaded from your image gallery.

3 Review

- Once AES has checked the photo(s), you will be informed and get a summary email.
- Click on a review result on your dashboard to get to the plot and photo stage.
- If your photo has been successfully reviewed, no other action is needed.
- If your photo is rejected, AES will provide feedback regarding why and ask you to submit a new photo.



Troubleshooting

No account yet? Contact your site manager or AES directly.



Images does not appear in the app after taking a photo? Contact AES directly.

Photos are always flagged as incomplete due to missing location information? Make sure to turn on location detection on your device.

Support

hubadmin@aessc.co.uk
aessc.co.uk/siteview
 01884 242 050

Did you know...?

We can offer a complete package including testing:

Air Tightness Testing & Consultancy, Sound Insulation Testing, Ventilation Testing, Veritherm Surveys, Thermographic Surveys

To book any of the above services or to book your free of charge Toolbox Talk, please call 01884 210 329 or 07712 304 040, or email testing@aes.co.uk.

